

NEW MAX9 Switchboards

CLIPSAL



The Complete MAX9 System

Engineered for seamless integration with our MAX9 circuit protection range, our new MAX9 switchboards complete a modern homes' advanced protection.

Supporting faster, cleaner installations, and a future ready electrical foundation, from first fix to final fit off.



For more info, visit:

clipsal.com/MAX9



MAX SPACE

2X space for cable terminations and 30% or more space under/between DIN rails



MAX SPEED

Up to 15X faster MAXBAR installation time



MAX PERFORMANCE

Robust | IK09 | 100A rated | Up to IP65
Seamless integration with MAXBAR+



MAX FLEXIBILITY

Reversible door | Adjustable DIN rail/coverplate
Flexible neutral & earth bar position



MAX EASE

Suitable for 1st & 2nd fix with quick-fit screws
Removable cable entry plate & DIN rail frame

Schneider
Electric

Built for the Homes of Today and Tomorrow

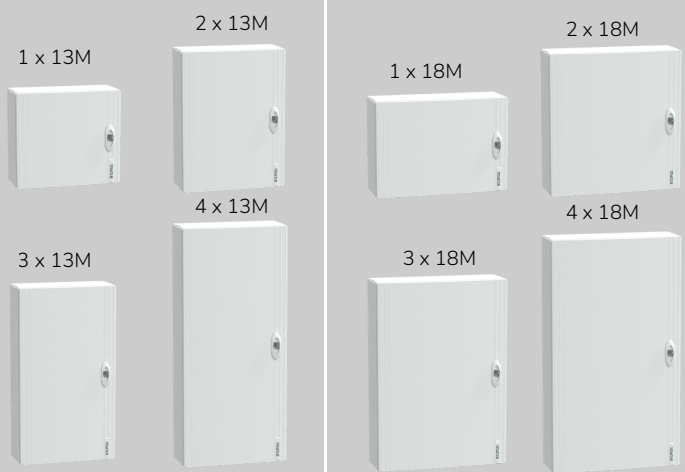



MAX9 is a complete switchboard system designed for modern living, delivering the capacity and confidence needed today while preparing homes for tomorrow. Integrated enclosures are engineered to support modern electrical demands and future upgrades, including EV chargers, solar systems, and battery storage.

That's why MAX9 delivers:

- Advanced circuit protection
- A robust, durable enclosure
- Extended warranty
- A truly future-ready design

Helping deliver safer, smarter and more resilient circuit protection for Australian homes.

The MAX9 Switchboard Range

For Traditional Installs		For Electrification & Upgrade Installs	For Outdoor/IP-Rated Installs
 <p>1 x 13M 2 x 13M 3 x 13M 4 x 13M 1 x 18M 2 x 18M 3 x 18M 4 x 18M</p> <p>In Surface & Flush</p>	 <p>1 x 18M 2 x 18M 3 x 18M 4 x 18M</p> <p>In Surface & Flush</p>	 <p>2 x 24M</p> <p>In Surface & Flush</p>	 <p>2 x 12M 3 x 12M</p> <p>In Surface</p>
13M wide	18M wide	24M wide	Weatherproof

For more info, visit:

clipsal.com/MAX9