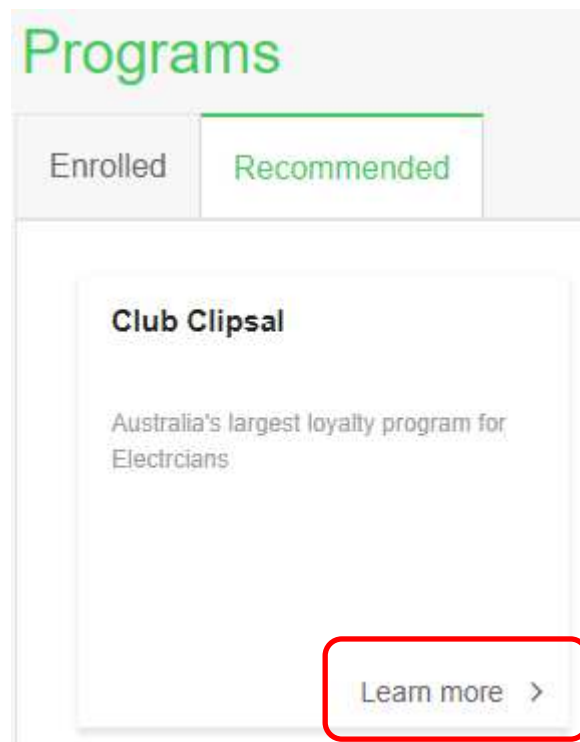


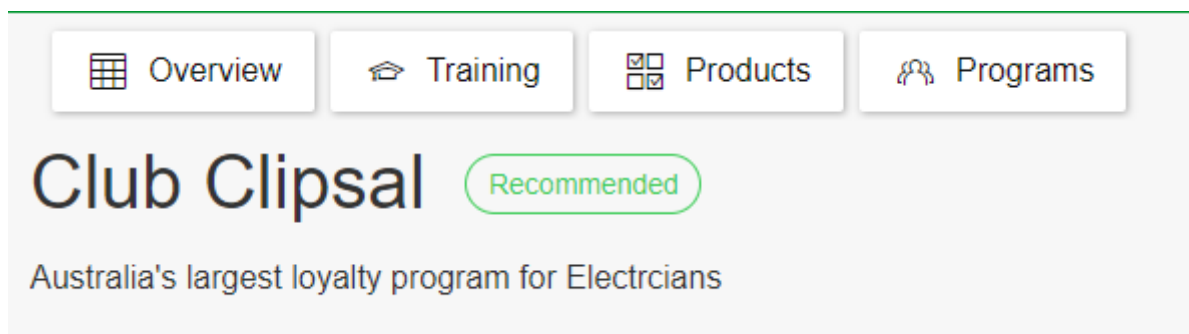
Joining Club Clipsal

Once you have created an account in our Partner Portal follow the steps below to join the Club.

1. Scroll down to the **Programs** area on the on the Partner Portal Home page and click on **Learn More** in the **Club Clipsal** card under the **Recommended** tab.

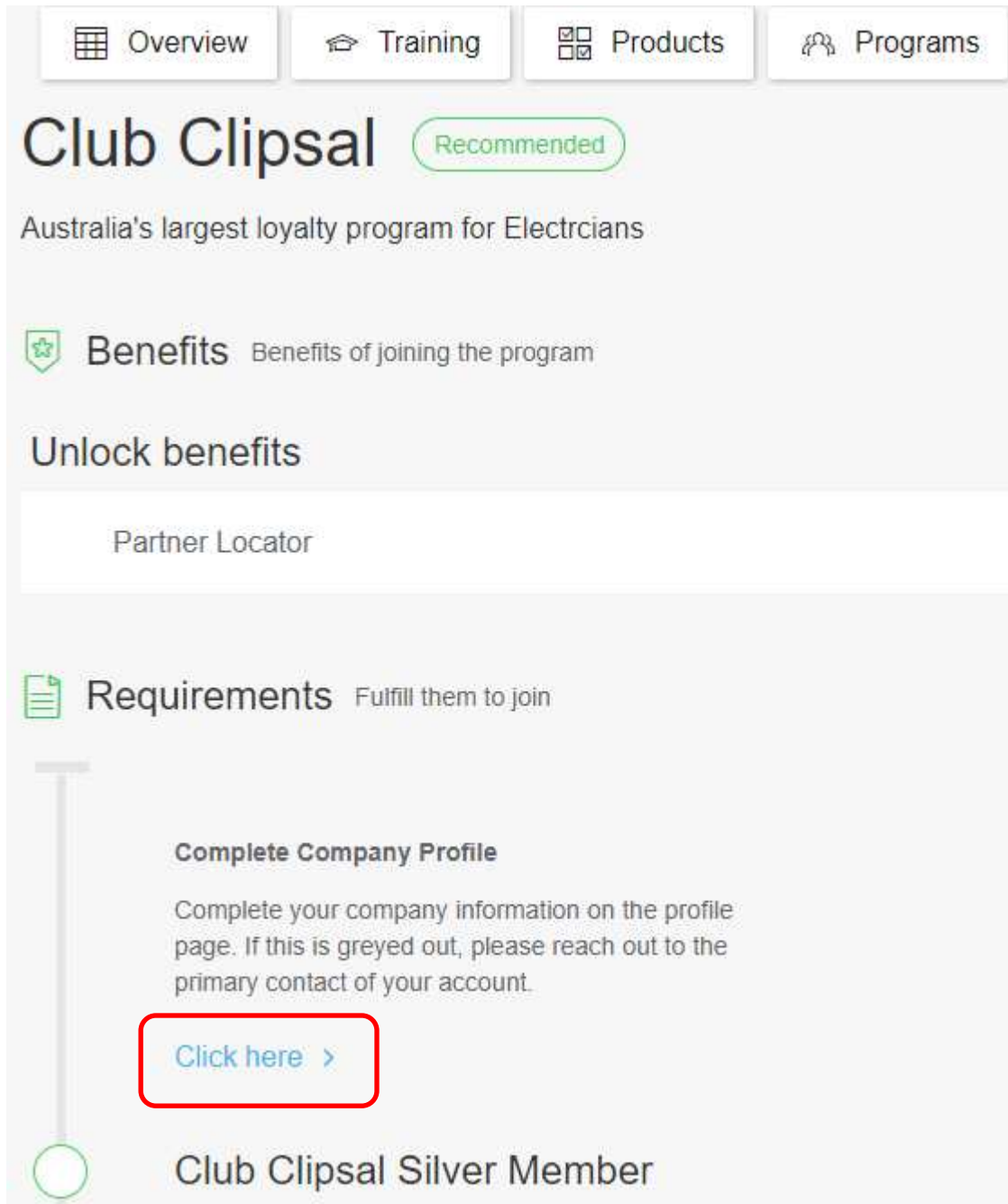


2. This will load the Club Clipsal area.



Note: This page area will be populated with details about Club Clipsal and your benefits soon.

- To join Club Clipsal as a Silver Member, all you need to do is enter your information in your profile. To do this, click on the **Click here** link.




The screenshot shows the Club Clipsal program page. At the top, there are four navigation tabs: Overview, Training, Products, and Programs. Below the tabs, the main heading is "Club Clipsal" with a "Recommended" badge. Underneath, it says "Australia's largest loyalty program for Electricians". There are two main sections: "Benefits" and "Requirements". The "Benefits" section has a sub-heading "Unlock benefits" and a "Partner Locator" button. The "Requirements" section has a sub-heading "Complete Company Profile" and a "Click here >" button, which is highlighted with a red box. At the bottom, there is a progress indicator and the text "Club Clipsal Silver Member".

Overview Training Products Programs


Club Clipsal Recommended

Australia's largest loyalty program for Electricians

 **Benefits** Benefits of joining the program

Unlock benefits


Partner Locator

 **Requirements** Fulfill them to join

Complete Company Profile

Complete your company information on the profile page. If this is greyed out, please reach out to the primary contact of your account.

[Click here >](#)

 Club Clipsal Silver Member

4. The first tab that opens is the your **Personal Profile** tab. You can choose to enter your information if you like or you can move directly to the **Company Information** tab.

Profile

Personal Information | Company Information | Manage Members

First Name * **Last Name ***

Email * **Mobile Number**

[Change Email](#)
[Change Password](#)

Function **Job Title**

Additional interest **Additional sub-interest**

I'd like to receive news and commercial info from Schneider Electric and its affiliates via electronic communication means such as email or phone. For more details, please read our [Privacy Policy](#)

5. Tick the box at the top of the page if you would like your employees to easily find your company's details when they register for the Partner Portal to ensure they are correctly listed under your company.

Profile

Personal Information | **Company Information** | Manage Members

Please include my company name and address information in the search results so other registrants from my company can locate it

NOTE: You are the Trusted Admin for your company. As the Trusted Admin:

- You will have to approve or decline new users who register to your company
- Your name and email information will be shared with the users in your company so they can contact you if needed
- You can edit the information in the Company Information tab. This information will be visible, in read-only mode, for all approved members of your company
- You can reassign this role to another user in your account by accessing the Manage Members tab

6. The mandatory fields you need to enter to join Club Clipsal is your **Company's Address** and your **Employee Size**. You can enter the remaining information about your company if you wish.

Company Name
Club Clipsal 1

Location
Australia

Address Line 1
123 Smith St
* Enter the first 3 letters and wait for address results

Additional information

City
Macquarie Park

State/Province
New South Wales

Zip Code
2113

Business Type
Electrician

Area of focus
Residential Electrician Primarily

Company Website
www.mywebsite.com


Work Phone
0400000000

Employee Size
2 to 5

- 7. Click **Confirm** to save your company's information.
- 8. Click on the **Programs** button to go back to the **Programs** area on the Home Page.

The screenshot shows a navigation bar with four buttons: Overview, Training, Products, and Programs. The Programs button is highlighted with a red border. Below the navigation bar is a 'Profile' section with three tabs: Personal Information, Company Information (which is selected and highlighted in green), and Manage Members.

9. Congratulations! You have now joined Club Clipsal as a Silver Member and you will see your Silver badge as shown below.



Note: If you don't see your Silver badge straight away, please wait for around 1 minute and refresh your browser.

10. A major benefit of joining Club Clipsal is you gain exclusive access to our Generator Rewards Program, where you can earn GPoints for every dollar you spend on Clipsal products at any of the participating wholesalers. If you would like to start earning GPoints, please send an email to generator.rewards@schneider-electric.com